







## Summer 2 Overview – Year 2

Reading	Writing	Maths	Curriculum
<p>In reading, we are looking at the story 'George's Marvellous Medicine'.</p>  <p>During our reading session, we will be focusing on building their fluency skills, and ability to answer a range of comprehension questions.</p> <p>Our whole class end of day text is 'The Owl who was afraid of the dark'.</p>  <p>This book is read to the class at the end of the day to build on their love of reading.</p>	<p><b><u>Fiction writing</u></b></p> <p>We are using our model text 'Little Red Riding Hood' as we learn about fables.</p> <p>Within this unit, the children will learn a range of techniques to build dialogue within their writing. They will be learning how to punctuate speech and describe how characters are talking.</p> 	<p><b><u>Time</u></b></p> <ul style="list-style-type: none"> <li>- O'clock and half past.</li> <li>- Quarter past and quarter to.</li> <li>- Telling time to and past the hour.</li> <li>- Telling the time to 5 minutes.</li> <li>- Minutes in an hour.</li> <li>- Hours in a day.</li> </ul> <p><b><u>Statistics</u></b></p> <ul style="list-style-type: none"> <li>- Making tally charts.</li> <li>- Reading tables.</li> <li>- Reading block diagrams.</li> <li>- Drawing pictograms.</li> <li>- Reading pictograms.</li> </ul> <p><b><u>Geometry</u></b></p> <ul style="list-style-type: none"> <li>- Describing position.</li> <li>- Describing movement.</li> <li>- Describing turns.</li> <li>- Describing movement and turns.</li> <li>- Describing shape patterns with turns.</li> </ul>	<p><b>Within our Reading Enhanced Curriculum (REC) we will be using the book 'Peter's Railway' to enhance our knowledge within our curriculum session.</b></p>  <p><b>History</b></p> <ul style="list-style-type: none"> <li>- How has travel by rail changed?</li> <li>- What was rail travel like in our local area?</li> <li>- Why did the Victorians use trains?</li> <li>- Why did Victorians holiday at the seaside?</li> <li>- How and why were trains important to where we live?</li> </ul> <p><b>Art</b></p> <ul style="list-style-type: none"> <li>- How did Claude Monet and William Powell Firth use colour?</li> <li>- How do we use oil pastels?</li> <li>- How can we use our imagination to show what steam trains were like in the past?</li> </ul> <p><b>Science</b></p> <ul style="list-style-type: none"> <li>- Which things are dead, alive or never been alive?</li> <li>- What is a food chain? What would happen in a part of the food chain is removed?</li> <li>- What is a habitat?</li> <li>- What different habitats do animals and plants live in?</li> <li>- What is a micro-habitat?</li> </ul>

## Summer 2 Overview – Year 2

R.E	Jigsaw (PSHCE)	P.E	Computing	Music
<p>How can we learn from sacred books?</p> <ul style="list-style-type: none"> <li>- The Bible</li> <li>- The Torah</li> <li>- The Quran</li> </ul> 	<p><b>Changing Me</b></p> <ul style="list-style-type: none"> <li>- Lifecycles in nature.</li> <li>- Growing from young to old.</li> <li>- The changing me.</li> <li>- Boy's and Girls' bodies.</li> <li>- Assertiveness.</li> <li>- Looking ahead.</li> </ul> 	<p><b>Athletic Activities:</b></p> <p>Practicing a range of new skills to continue their development in athletic events.</p> <ul style="list-style-type: none"> <li>- Javelin</li> <li>- Relay</li> <li>- Sprints</li> <li>- Throwing</li> <li>- Footwork</li> </ul>	<p><b>Programming – Selecting in quizzes</b></p> <ul style="list-style-type: none"> <li>- Exploring conditions</li> <li>- Selecting outcomes</li> <li>- Asking questions</li> <li>- Planning a quiz</li> <li>- Testing a quiz</li> <li>- Evaluating a quiz</li> </ul>	<p><b>Guitar lessons</b></p> <p>Exploring improvisation in music.</p> <p>How does music teach us about looking after our planet?</p> 