









Phonics					
<p>These are our sounds of the week.</p> <p>How many things can you find/ name beginning with our sounds?</p>	 <p>Stretch: rrrrobot Handwrite: Down his back, then curl over his arm</p>	 <p>Stretch: vvvvulture Handwrite: Down a wing, up a wing</p>	 <p>Bounce: w-w-w-worm Handwrite: Down, up, down, up</p>	 <p>Bounce: y-y-y-yak Handwrite: Down a horn up a horn and under his head</p>	 <p>Stretch: zzzzip Handwrite: Zig-zag-zig</p>
<p>Letter formation</p>	<p><i>Please practice the letter formation using the rhymes to support.</i></p> <p><i>You can do this in the air, outdoors with chalk or a squeezable bottle full of water, on paper, in a glitter tray, in a tray of foam.</i></p>				
<p>Maths</p>	<p>We have been learning about capacity this week. Use water, beads, Lego, pumpkin seeds or even conkers to fill containers - can you make it full, half full, nearly full, nearly empty. How many Lego bricks to half-fill the cup? How many pumpkin seeds to fill a thimble? Remember to send photographs on Class dojo, Twitter @WGA_Reception or Evidence me</p> <div style="display: flex; justify-content: space-around; align-items: flex-start;"> <div style="text-align: center;">  <p>EXPLORING CAPACITY! with COLOURED WATER</p>  </div> <div style="text-align: center;"> <p>Full & Empty</p>  <p>Click the marbles and predict where they'll go.</p> </div> </div>				

EYFS: Home-School Learning Menu

