

Weekly Maths Tasks

This week's maths

Every week, BBC Bitesize will release a sequence of Maths lessons.

This week's learning is about multiplication and division.

Follow the link below, where you will find Math's lessons being added daily.

<https://www.bbc.co.uk/bitesize/tags/z7s22sg/year-2-lessons/1>

Don't forget [Hit The Button](#) and Times Table Rock stars are great ways to help

Weekly English Tasks

This week's spellings

The 'r' sound spelt 'wr'

wrap, wrong, wrist, wreck, write, wriggle, written, writing, wrote, wreath

Can you complete all of this week's reading challenges?

20 Dojo points for sharing photos of all four completed challenges!

<p>Read a book your teacher has chosen!</p> <p>This week I have chosen:</p> <p>Who Eats Who?</p> <p>You will find it in the level 6 section of the Oxford Owl website.</p>	<p>Read a book while in fancy dress!</p> <p>What will you be? A super hero, an animal, a princess?</p>	<p>Read your favourite book and share it with us.</p> <p>Make a poster about it and tell us why we should read it!</p> <p>10 Dojo points for all posters received!</p>	<p>Did you know Ann Boleyn was beheaded on 19th May 1536. She was one of Henry VIII's six wives!</p> <p>Your challenge is to read about Henry VIII and his six wives. You can find it on the Internet or we will add a text on Class Story.</p>
--	--	--	--

Remember you can use Oxford Owl to help you find some of the books.

<https://www.oxfordowl.co.uk/for-home/find-a-book/library-page>

Writing task



Mr Parkinson has said that for one week only we can give out **100 Dojo points** to one member of year 2.

Do you want **100** Dojo points?

If you do, all you have to do is produce **a piece of writing** that explains why you deserve the points.

Have you been kind? Helpful? Hardworking? Funny?

Tell us, in the most interesting way you can, what makes you the most deserving.

You could write a letter or make a leaflet. What about a PowerPoint presentation?






The only rule - you **MUST** use full stops and capital letters correctly.

All entries must be submitted by 22nd May by Class Dojo, Twitter @WillowGreenAcad or by email info@willowgreenacademy.org.uk.

Year 2: Home-School Learning Menu

Topic Project Menu: These activities should be completed over a number of weeks and should be used to support your child's learning in other areas aside from Maths and English. We would love to see photographs or videos of this completed work through our school email address, by Class Dojo or on Twitter.

Follow us @WillowGreenAcad to share your photos and see other people's work.

	I like to explore	I like being creative	I like being kind and helpful	Time to get physical
<p>Strengthen your learning</p> <p>1 Dojo point</p>	<p>Using materials you can find at home e.g. sticks, spaghetti, tooth picks, string, playdough, blue tac etc. how many 2D shapes can you make?</p> 	<p>Kandinsky used circles to create one of his most famous pieces of art. Can you create own Kandinsky circle? You can use whatever art materials you have, pens, pencils, paints, collage materials or even on an IPad.</p> 	<p>Make each member of your family smile, by giving each one a compliment e.g. your hair looks nice, I like your shoes or tea was fantastic mum!</p>	<p>Put on your favourite songs and enjoy a dance with your family. You could even use YouTube to learn some new dance moves.</p> <p>We would love to see your dancing videos!</p>
<p>Deepen your learning</p> <p>5 Dojo points</p>	<p>Using the same materials, how many 3D shapes can you make?</p> 	<p>Can you create your own piece of Kandinsky circle art?</p> 	<p>Write a letter to a friend or family member you have not seen in a while. Tell them how much you miss them!</p>	<p>Play musical statues with your family.</p> <p>You can play this over video call and involve your family and friends!</p>
<p>Take the challenge!</p> <p>10 Dojo points</p>	<p>Challenge yourself to make a sculpture using the same materials. How about a castle or a tower?</p> 	<p>Why not experiment with different shapes?. Can you make Kandinsky squares, hearts, triangles etc.?</p> 	<p>Join the Kindness Rock Project. Paint a rock with a kind message and leave it somewhere on your daily walk to cheer someone up.</p> 	<p>Play balloon volleyball.</p> <p>Make a net by tying some string between two chairs and use a balloon as your ball. Have fun!</p> 

Out of sight, but they
might not be out of
harm's way.

If you have a safeguarding concern
about a child, raise it.

Call **03458 503 503**



E-Safety Awareness

It is likely you are using technology much more as a result of the lockdown and with that in mind it may be worth taking a moment to visit the follow websites.

<http://www.internetmatters.org/>

<https://www.saferinternet.org.uk/advice-centre/parents-and-carers>

Both sites can help to make the best use of tech during these challenging times.



Year 2: Home-School Learning Menu

Online resources/links:

<https://www.deltatrust.org.uk/student-home-classroom-primary>

<https://www.willowgreen.org.uk/parents>

<https://www.oxfordowl.co.uk/for-home/find-a-book/library-page>

<https://ttrockstars.com/> (all children have TTRS logins. Please let us know at info@willowgreen.org.uk if you need any help)

Share your learning with us:

info@willowgreen.org.uk

<https://twitter.com/WillowGreenAcad>

[@WillowGreenAcad](https://twitter.com/WillowGreenAcad)

<https://www.classdojo.com> (if you do not have a login for Class Dojo please let us know at info@willowgreen.org.uk)